

Bluetooth® Audio Adapter



user guide

FCC Notice:

This device complies with part 15 of the FCC rules. Operation is subject to the following two conditions: (1) This device may not cause harmful interference, and (2) this device must accept any interference received, including interference that may cause undesired operation.

Caution:

The user is cautioned that changes or modifications not expressly approved by the party responsible for compliance could void the warranty and users' authority to operate the equipment.

Note:

This equipment has been tested and found to comply with the limits for a Class B digital device, pursuant to part 15 of the FCC Rules. These limits are designed to provide reasonable protection against harmful interference in a residential installation. This equipment generates, uses and can radiate radio frequency energy and, if not installed and used in accordance with the instructions, may cause harmful interference to radio communications. However, there is no guarantee that interference will not occur in a particular installation. If this equipment does cause harmful interference to radio or television reception, which can be determined by turning the equipment off and on, the user is encouraged to try to correct the interference by one or more of the following measures:

- Reorient or relocate the receiving antenna.
- Increase the separation between the equipment and receiver.
- Connect the equipment into an outlet on a circuit different from that to which the receiver is connected.
- Consult the dealer or an experienced radio/TV technician for help.

FCC Radiation Exposure Statement:

To comply with the FCC RF exposure compliance requirements, this device must not be co-located or operating in conjunction with any other antenna or transmitter.

Kyocera is a registered trademark of Kyocera Corporation. The Bluetooth word mark and logos are owned by the Bluetooth SIG, Inc. and any use of such marks by Kyocera Wireless Corp. is under license. All other marks are held by their respective owners. Copyright © 2007, 2008 Kyocera Wireless Corp. All rights reserved.

TABLE OF CONTENTS

Introduction	1
Bluetooth Wireless Technology	1
Kit Contents	2
Getting to Know Your Bluetooth Audio Adapter	2
LED Indicators and Mode Descriptions	3
Charging the Adapter	4
Pairing with Your Bluetooth-enabled Audio Device	4
Connecting to an Audio Source	4
Specifications	5
Maintenance	5
Troubleshooting	6
Frequently Asked Questions	6
Other Instructions	6
Consumer Limited Warranty	7

Bluetooth Audio Adapter User Guide

Introduction

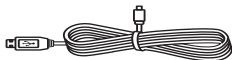
Welcome to your Bluetooth Audio Adapter! The adapter provides a Bluetooth link to your audio device. Now you can convert your MP3 player, PC, DVD player, or home entertainment system into a Bluetooth-enabled device.

Bluetooth Wireless Technology




Bluetooth wireless technology provides short-distance wireless communication, capable of transmitting through walls and other non-metal obstacles. The operating range between Bluetooth devices is about 30 ft (10 m). Thick or reinforced concrete can limit this range.

Kit Contents




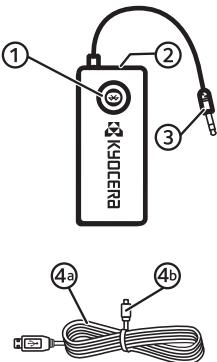
USB Cable



Bluetooth Audio Adapter

Bluetooth Audio Adapter, USB Cable, QuickStart Guide, and Warranty Card
(contents may vary with kit configuration).

Getting to Know Your Bluetooth Audio Adapter

1	 Bluetooth Pairing Button / LED Indicator turns the adapter ON and OFF, provides pairing functionality, and displays LED status.	
2	Charging Port	
3	2.5 mm or 3.5 mm Audio Connector	
4a	USB Cable	
4b	Small Connector	

LED Indicators and Mode Descriptions

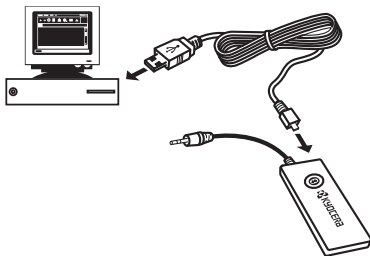
The following table can assist you in identifying LED indicators and their associated operating modes.

Mode Descriptions	LED Indicators	
	Blue LED	Red LED
Power ON Press the Bluetooth Pairing Button for 2 seconds until the blue LED blinks.	Blinks Slowly	OFF
Power OFF Press the Bluetooth Pairing Button for 5 seconds until the red LED blinks; both LEDs will turn OFF.	OFF	OFF
Pairing Mode Press the Bluetooth Pairing Button for 8-10 seconds until the red and blue LEDs blink alternately.	Blue and Red LEDs will blink alternately.	
Pairing Successful	Blinks Slowly 3 times	OFF
Standby Mode (no audio)	Blinks once every 2 seconds	OFF
Standby Mode (low battery)	Blinks once every 2 seconds	Blinks once every 5 seconds
Active Mode (streaming audio)	A series of 3 quick blinks every 2 seconds	OFF
Active Mode (low battery)	A series of 3 quick blinks every 2 seconds	Blinks once every 5 seconds
Charging Mode	OFF	ON

Charging the Adapter

Note: The adapter contains a built-in battery, and will need to be charged for at least 2.5 hours prior to use.

1. Insert the **Small Connector** on the **USB Cable** into the **Charging Port** on the adapter.



2. Insert the other end of the **USB Cable** into the USB port on your computer. The **Red LED** will turn ON.
3. Charging is complete when the **Red LED** turns OFF.

Pairing with Your Bluetooth-enabled Audio Device

1. Ensure power to the adapter is turned OFF, and power to your audio device is turned ON before proceeding.
2. Press and hold the **Bluetooth Pairing Button** for 8-10 seconds until the **LED Indicator** blinks red and blue alternately.

Note: Holding the **Bluetooth Pairing Button** for less than 8-10 seconds will cause the device to enter **Standby Mode**. If this occurs, turn the adapter OFF, and restart pairing operations.

3. Place your Bluetooth-enabled audio device into pairing mode. Please refer to the device user guide for specific pairing information.

Connecting to an Audio Source

Plug your Bluetooth Audio Adapter into your audio source, such as MP3, PC, PDA, a DVD, or home entertainment system.

Specifications

Dimensions	60mm x 25mm x 6mm
Weight	13 grams
A2DP	1.0 Audio Transmit and Receive (GAVDP 1.0)
Bluetooth®	1.2 Class II Technology
Storage Temperature	- 30C to 60C
Operational Temperature	- 20C to 60C
Listen Time	5.5 hrs
Standby Time	70 hrs

Maintenance

- Keep your Bluetooth Audio Adapter in a dry place, and clean it periodically with a soft cloth.
- Do **NOT** directly spray liquid or cleansers on the surface of your Bluetooth Audio Adapter. Disconnect the charger and turn OFF the device when you clean it. Spray the cleanser on the soft cloth, and then clean your Bluetooth Audio Adapter with it.
- Do not store your Bluetooth Audio Adapter in a dusty place, or in very high or low temperatures.
- Do not disassemble your Bluetooth Audio Adapter, as this may damage it.
- Avoid rough treatment such as dropping, knocking, or shaking your Bluetooth Audio Adapter.

Troubleshooting

If your Bluetooth Audio Adapter does not work, try the following:

- Ensure your Bluetooth Audio Adapter is charged.
- Turn each device OFF, and then turn it ON again.
- Ensure devices are within 30 ft (10 m) range.
- Ensure no obstructions, such as thick concrete walls, are between connecting devices.

Frequently Asked Questions

1. How far is the distance between my Bluetooth Audio Adapter and another audio source?
 - 30 ft (10 m) with no barriers.
2. Why does the **Red LED** turn ON and blink?
 - This indicates that your Bluetooth Audio Adapter battery is running low and needs to be recharged.
3. Can my Bluetooth Audio Adapter be used with all headsets?
 - No. Your Bluetooth Audio Adapter is only suitable for use with the wireless headsets that support stereo.
4. Can another headset user hear my conversation?
 - No. Through pairing, you have created a secure link between your headset and your Bluetooth Audio Adapter.
5. Why is there noise in my headset?
 - When the distance between your Bluetooth Audio Adapter headset and other audio source exceeds 30 ft (10 m), background noise may occur.

Other Instructions

The instructions provided in this user guide may not cover all information. Different wireless technology enabled devices may be designed differently, and may differ in function. Please refer to the user guide provided with your specific wireless technology enabled device for more detailed information.

Consumer Limited Warranty

Kyocera Wireless Corp. (“KYOCERA”) offers you a limited warranty that the enclosed product or products (the “Product”) will be free from defects in material and workmanship for a period that expires one year from the date of sale of the Product to you, provided that you are the original end-user purchaser of the Product and provided that your purchase was made from an authorized supplier. Transfer or resale of a Product will automatically terminate warranty coverage with respect to that Product. This limited warranty is not transferable to any third party, including but not limited to any subsequent purchaser or owner of the Product. This limited warranty is applicable only to end users in the United States and Canada.

KYOCERA shall, at its sole and absolute discretion, either repair or replace a Product (which unit may use refurbished parts of similar quality and functionality) if found by KYOCERA to be defective in material or workmanship, or if KYOCERA determines that it is unable to repair or replace such Product, KYOCERA shall refund the purchase price for such Product, provided that the subject Product (i) is returned, with transportation prepaid, to a KYOCERA authorized service center within the one year warranty period, and (ii) is accompanied by a proof of purchase in the form of a bill of sale or receipted invoice which evidences that the subject Product is within the one year warranty period (“Proof of Purchase”). After the one year warranty period, you must pay all shipping, parts and labor charges.

This limited warranty does not cover and is void with respect to the following: (i) any Product which has been improperly installed, repaired, maintained or modified; (ii) any Product which has been subjected to misuse (including any Product used in conjunction with hardware electrically or mechanically incompatible or used with accessories not approved by KYOCERA), abuse, accident, physical damage, abnormal operation, improper handling, neglect, exposure to fire, water or excessive moisture or dampness or extreme changes in climate or temperature; (iii) any Product operated outside published maximum ratings; (iv) cosmetic damage; (v) any Product on which warranty stickers or Product serial numbers have been removed, altered, or rendered illegible; (vi) cost of installation, removal or reinstallation; (vii) signal reception problems (unless caused by defects in material and workmanship); (viii) damage the result of fire, flood, acts of God or other acts which are not the fault of KYOCERA and which the Product is not specified to tolerate, including damage caused by mishandling, shipping and blown fuses; (ix) consumables (such as fuses); or (x) any Product which has been opened, repaired, modified or altered by anyone other than KYOCERA or a KYOCERA authorized service center.

USE ONLY KYOCERA APPROVED ACCESSORIES WITH KYOCERA PHONES. USE OF ANY UNAUTHORIZED ACCESSORIES MAY BE DANGEROUS AND WILL INVALIDATE THE PHONE WARRANTY IF SAID ACCESSORIES CAUSE DAMAGE OR A DEFECT TO THE PHONE.

KYOCERA SPECIFICALLY DISCLAIMS LIABILITY FOR ANY AND ALL DIRECT, INDIRECT, SPECIAL, GENERAL, PUNITIVE, EXEMPLARY, AGGRAVATED, INCIDENTAL OR CONSEQUENTIAL DAMAGES, EVEN IF ADVISED OF THE POSSIBILITY THEREOF, WHETHER FORESEEABLE OR UNFORESEEABLE OF ANY KIND WHATSOEVER, INCLUDING BUT NOT LIMITED TO LOSS OF PROFITS, UNANTICIPATED BENEFITS OR REVENUE, ANTICIPATED PROFITS ARISING OUT OF USE OF OR INABILITY TO USE ANY PRODUCT (FOR EXAMPLE, WASTED AIRTIME CHARGES DUE TO THE MALFUNCTION OF A PRODUCT) OR CONTRIBUTION OR INDEMNITY IN RESPECT OF ANY CLAIM RELATED TO A PRODUCT.

REPAIR OR REPLACEMENT OF A DEFECTIVE PRODUCT OR REFUND OF THE PURCHASE PRICE RELATING TO A DEFECTIVE PRODUCT, AS PROVIDED UNDER THIS WARRANTY, ARE YOUR SOLE AND EXCLUSIVE REMEDIES FOR BREACH OF THE LIMITED WARRANTY, AND SUBJECT TO THIS WARRANTY, THE PRODUCTS ARE APPROVED AND ACCEPTED BY YOU "AS IS". KYOCERA MAKES NO OTHER WARRANTIES, REPRESENTATIONS OR CONDITIONS OF ANY KIND, ORAL OR VERBAL, EXPRESS OR IMPLIED, STATUTORY OR OTHERWISE, WITH RESPECT TO THE PRODUCTS, INCLUDING BUT NOT LIMITED TO ANY IMPLIED WARRANTY OR CONDITION OF MERCHANTABILITY OR FITNESS FOR A PARTICULAR PURPOSE OR AGAINST INFRINGEMENT OR ANY IMPLIED WARRANTY OR CONDITION ARISING OUT OF TRADE USAGE OR OUT OF A COURSE OF DEALING OR COURSE OF PERFORMANCE. NO DEALER, DISTRIBUTOR, AGENT OR EMPLOYEE IS AUTHORIZED TO MAKE ANY MODIFICATION OR ADDITION TO THIS WARRANTY.

Some jurisdictions do not allow the exclusion or limitation of incidental or consequential damages, or allow limitations on how long an implied warranty lasts, so the above limitations or exclusions may not apply to you. This limited warranty gives you specific legal rights, and you may also have other rights which vary from jurisdiction to jurisdiction.

For warranty service information, please call the following telephone number from anywhere in the continental United States and Canada: 1-800-349-4478 or 858-882-1401; or contact KYOCERA at the following address:

10300 Campus Point Drive, San Diego, California, 92121-1582, USA, Attention:
Technical Support.

DO NOT RETURN YOUR PRODUCTS TO THE ABOVE ADDRESS. Please call or write for the location of the Kyocera Wireless Corp. authorized service center nearest you and for procedures for obtaining warranty service.